

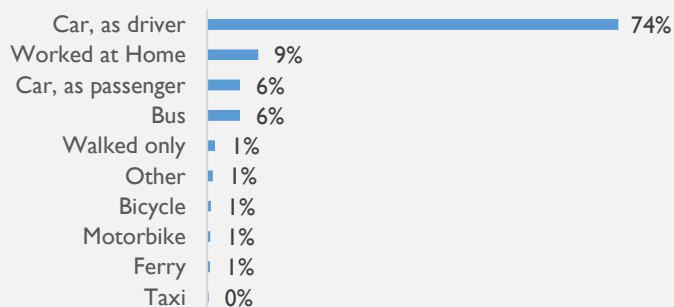
Journey to Work

Clarence

About 80 per cent of Clarence residents travel to work by car, with the vast majority driving (74 per cent) rather than being a passenger (6 per cent).

Only 6 per cent of Clarence residents take the bus to work.

The proportion of Clarence residents that work from home (9 per cent) more than doubled since the 2016 Census.

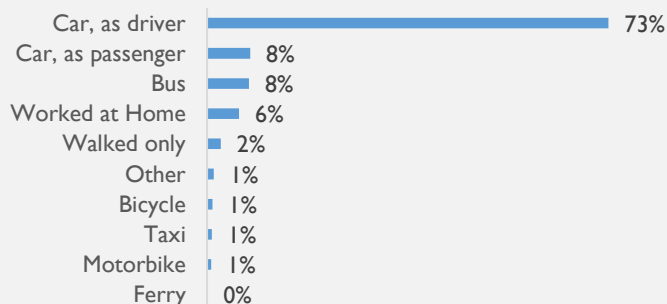


Glenorchy

About 81 per cent of Glenorchy residents travel to work by car, with the vast majority driving (73 per cent) rather than being a passenger (8 per cent).

In addition, 8 per cent of Glenorchy residents take the bus to work.

The proportion of Glenorchy residents that work from home (6 per cent) more than doubled since the 2016 Census.

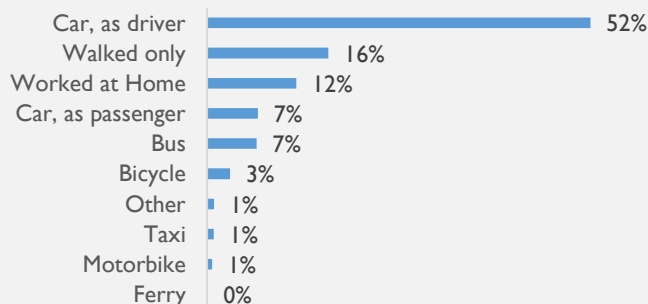


Hobart

About 59 per cent of Hobart residents travel to work by car with the majority driving (52 per cent) rather than being a passenger (7 per cent).

In Hobart, 16 per cent of residents walked to work, 6 per cent used the bus, and 3 per cent travelled by bicycle.

The proportion of Hobart residents that work from home (12 per cent) doubled since the 2016 Census.

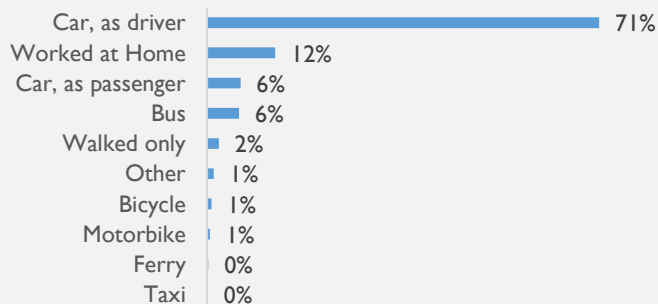


Kingborough

About 77 per cent of Kingborough residents travel to work by car, with the vast majority driving (71 per cent) rather than being a passenger (6 per cent).

Only 6 per cent of Kingborough residents take the bus to work.

The proportion of Kingborough residents that work from home (12 per cent) doubled since the 2016 Census.



Greater Hobart

Overall, about 74 per cent of Greater Hobart residents travel to work by car, with the majority driving (67 per cent).

Notably, in the Greater Hobart the proportion of residents working from home (10 per cent) doubled since the 2016 Census.

Also 6 per cent walk to work, 7 per cent use the bus network, and only 1 per cent of Greater Hobart residents get to work by bicycle.

