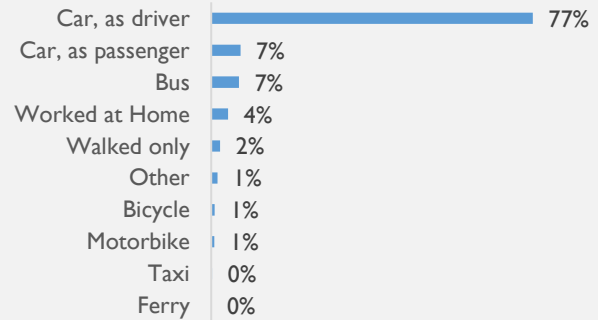


Journey to Work

Clarence

About 84 per cent of Clarence residents travel to work by car, with the vast majority driving (77 per cent) rather than being a passenger (7 per cent).

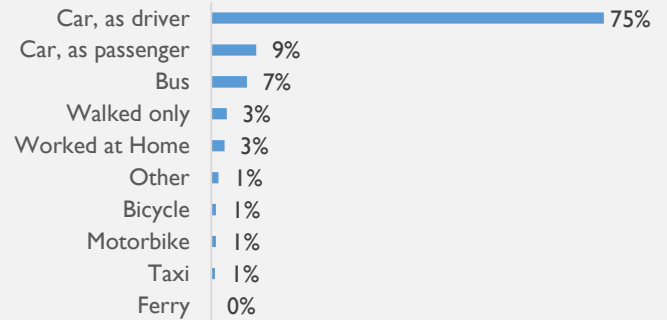
Only 7 per cent of Clarence residents take the bus to work. The proportion of Clarence residents that work from home (4 per cent) is a larger proportion than those who walked or used a bicycle or motorcycle to get to work.



Glenorchy

About 84 per cent of Glenorchy residents travel to work by car, with the vast majority driving (75 per cent) rather than being a passenger (9 per cent).

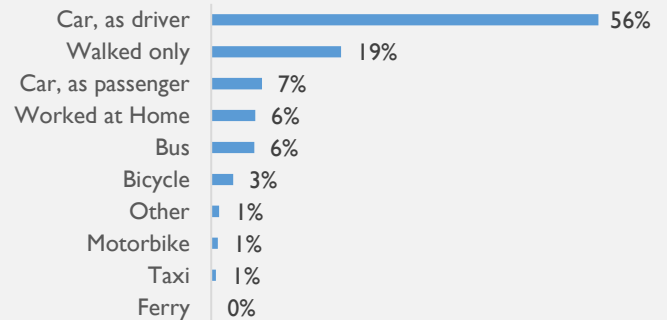
Only 7 per cent of Glenorchy residents take the bus to work. Only very small proportions of Glenorchy residents walk or use a bicycle or motorcycle to get to work.



Hobart

About 63 per cent of Hobart residents travel to work by car, the lowest proportion of Greater Hobart councils, with the majority driving (56 per cent) rather than being a passenger (7 per cent).

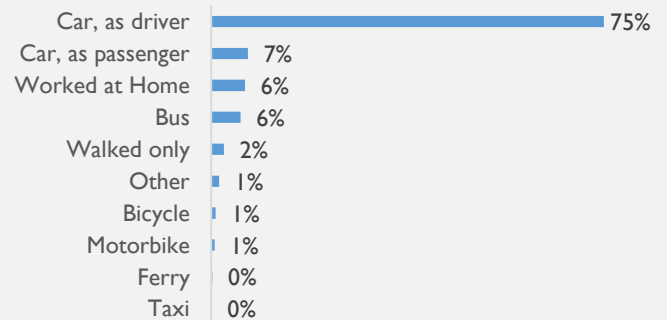
Due to their proximity to work, 19 per cent of Hobart residents walked to work. The bus network was used by 6 per cent of residents and the highest proportion of Greater Hobart bicycle users was in Hobart (3 per cent).



Kingborough

About 82 per cent of Kingborough residents travel to work by car, with the vast majority driving (75 per cent) rather than being a passenger (7 per cent).

Only 6 per cent of Kingborough residents take the bus to work. Only very small proportions of Kingborough residents walk or use a bicycle or motorcycle to get to work.



Greater Hobart

Overall, about 77 per cent of Greater Hobart residents travel to work by car, with the majority driving (70 per cent).

Notably, in the Greater Hobart area more people choose to walk to work (7 per cent) than choose to use the bus network (6 per cent).

Only 2 per cent of Greater Hobart residents get to work by bicycle.

